


# 51.2V 200AH

## Touch Screen Wall Mounted LiFePo4 Battery

### 51.2V 200AH



Our NOVA VOLT battery compatible with more than 30 brands inverter worldwide



### Super Points: ONE Battery For Multiple Brand Inverters

#### Product advantages

**With touch screen selection protocol**, has multi-language selection (English, Spanish, German, Burmese, Vietnamese, Thai, Italian; etc)

##### Long cycle life

Using high-quality lithium iron phosphate batteries, the cycle life is more than 6000 times at 80%DOD, and can be used for 10-15 years

##### Intelligent BMS battery protection

Built-in intelligent BMS(battery management system), effectively avoiding overcharge, overdischarge, overcurrent, short-circuit, balance and other problems



**High quality Grade A+ Prismatic LiFePO4 battery**  
Higher capacity, higher current, longer life



**Communicated with multiple brands inverter same time**  
Battery BMS supports simultaneous communication and docking with multiple brands inverter

##### Low internal resistance and high current

Low internal resistance of the battery, excellent continuous high current discharge performance

##### Good safety performance

Extreme safety test, no fire, no explosion, no leakage

# 51.2V 200AH

## Touch Screen Wall Mounted LiFePo4 Battery

### Key Features

- ★ A Grade high quality prismatic cells.
- ★ High quality smart BMS.
- ★ Maintenance free & Low self discharge & Fast and efficient charging.
- ★ LCD Display for intelligent control and monitor.

### Protection

- ★ Over charge detection function
- ★ Over discharge detection function
- ★ Over current detection function
- ★ Temperature protection function
- ★ Short circuit detection function
- ★ Balance function
- ★ Upper computer software monitor

## Parameters

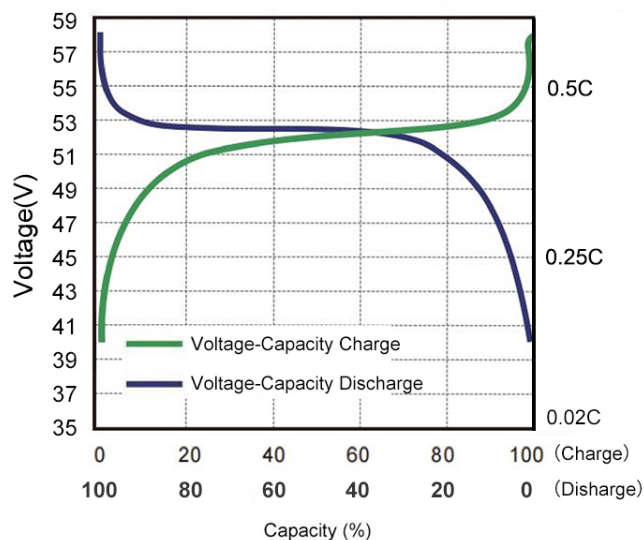
Product model	
Product specification	51.2V 200Ah
Nominal voltage	51.2V
Nominal capacity	200Ah
Cell type	(LFP)
Standard charge voltage	57.6±0.1V
Standard charge current	≤100A
Max charge current	150A
Discharge cut-off voltage	44.8V
Max discharge current	150A
Parallels function	Support 15 units in parallels
Communication interface	RS485,CAN(Optional)
Cycle life	≥6000 Cycles (80%DOD)
Charge temperature range	0~60℃
Discharge temperature range	-20~60℃
Colour	Grey
Dimensions	710*450*220MM
Weight	89Kg
Installation method	Wall Mounted

# 51.2V 200AH

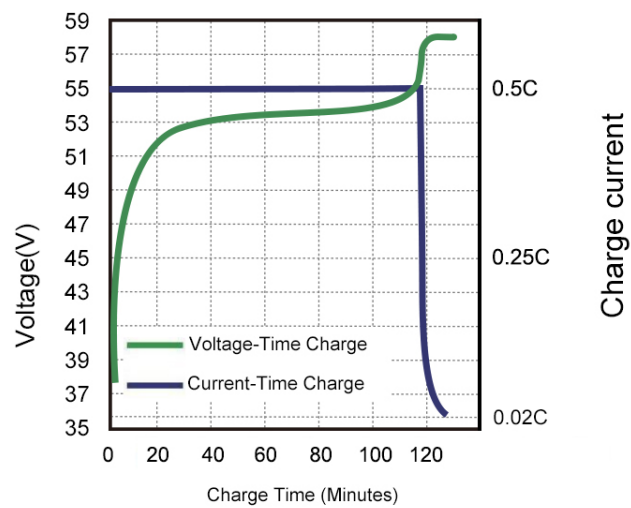
## Touch Screen Wall Mounted LiFePo4 Battery

### Charging and Discharge curve

- Charge and discharge curve @0.5C 25°C

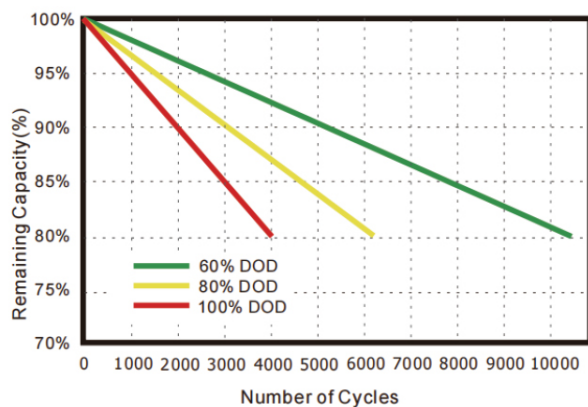


- Charge curve @ 25°C 0.5C

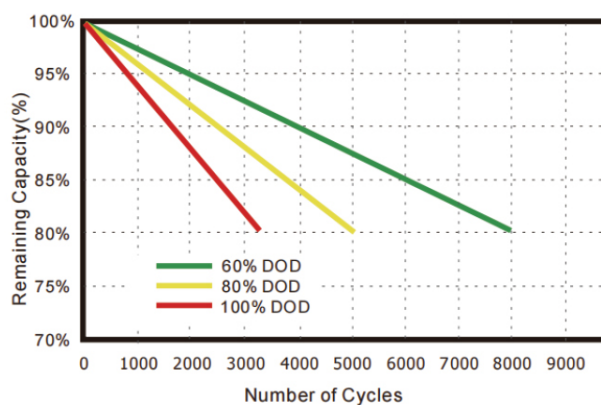


### Cycle Life Curve

- Different discharge depth life curves @ 25°C 0.5C



- Different discharge depth life curves @ 40°C 0.5C



# 51.2V 200AH

## Touch Screen Wall Mounted LiFePo4 Battery

